

2-1827387-3 ✓ ACTIVE




GRACE INERTIA 3.3

TE Internal #: 2-1827387-3

Rectangular Power Connectors, Housing, Plug, Wire-to-Board, 8 Position, 3.3 mm [.129 in] Centerline, Wire & Cable, UL 94V-0, GRACE INERTIA 3.3

[View on TE.com >](#)

Connectors > Power Connectors > Rectangular Power > Rectangular Power Connectors > Glow Wire GRACE INERTIA Plug



Rectangular Power Connector Type: **Housing**

Connector & Housing Type: **Plug**

Connector System: **Wire-to-Board**

Number of Positions: **8**

Centerline (Pitch): **3.3 mm [.129 in]**

[All Glow Wire GRACE INERTIA Plug \(78\)](#)

Features

Product Type Features

Rectangular Power Connector Type	Housing
Connector & Housing Type	Plug
Connector System	Wire-to-Board
Sealable	No
Connector & Contact Terminates To	Wire & Cable

Configuration Features

Number of Positions	8
Number of Power Positions	8
Number of Signal Positions	8
Number of Rows	2

Electrical Characteristics

Operating Voltage	250 VDC
-------------------	---------



Contact Features

Multiple Contact Types	Without
Contact Current Rating (Max)	4 A
Contact Retention Within Housing	With
Contact Type	Receptacle
Contact Mating Area Plating Material	Tin
Contact Mating Area Plating Material Thickness	.8 μm [31.49 μin]

Termination Features

Termination Method to Wire & Cable	Crimp
------------------------------------	-------

Mechanical Attachment

Connector Mounting Type	Cable Mount (Free-Hanging)
-------------------------	----------------------------

Housing Features

Centerline (Pitch)	3.3 mm[.129 in]
Housing Color	Blue
Housing Material	Nylon 6/6 GF

Dimensions

Wire Size	414.44 – 1045.97 CMA
Row-to-Row Spacing	5.2 mm[.205 in]

Usage Conditions

Operating Temperature Range	-30 – 105 °C[-22 – 221 °F]
-----------------------------	----------------------------

Operation/Application

Assembly Integration Feature	Without
Circuit Application	Power & Signal

Identification Marking

Circuit Identification Feature	Without
--------------------------------	---------

Industry Standards

UL Flammability Rating	UL 94V-0
Glow Wire Rating	GWT 750°C (Without Flame)

Packaging Features

Packaging Method	Bag
Packaging Quantity	1500

Product Compliance

[For compliance documentation, visit the product page on TE.com>](#)

EU RoHS Directive 2011/65/EU	Compliant
EU ELV Directive 2000/53/EC	Compliant
China RoHS 2 Directive MIIT Order No 32, 2016	No Restricted Materials Above Threshold
EU REACH Regulation (EC) No. 1907/2006	Current ECHA Candidate List: JUNE 2022 (224) Candidate List Declared Against: JUNE 2022 (224) Does not contain REACH SVHC
Halogen Content	Not Low Halogen - contains Br or Cl > 900 ppm.
Solder Process Capability	Not applicable for solder process capability


Product Compliance Disclaimer

This information is provided based on reasonable inquiry of our suppliers and represents our current actual knowledge based on the information they provided. This information is subject to change. The part numbers that TE has identified as EU RoHS compliant have a maximum concentration of 0.1% by weight in homogenous materials for lead, hexavalent chromium, mercury, PBB, PBDE, DBP, BBP, DEHP, DIBP, and 0.01% for cadmium, or qualify for an exemption to these limits as defined in the Annexes of Directive 2011/65/EU (RoHS2). Finished electrical and electronic equipment products will be CE marked as required by Directive 2011/65/EU. Components may not be CE marked. Additionally, the part numbers that TE has identified as EU ELV compliant have a maximum concentration of 0.1% by weight in homogenous materials for lead, hexavalent chromium, and mercury, and 0.01% for cadmium, or qualify for an exemption to these limits as defined in the Annexes of Directive 2000/53/EC (ELV). Regarding the REACH Regulation, the information TE provides on SVHC in articles for this part number is based on the latest European Chemicals Agency (ECHA) 'Guidance on requirements for substances in articles' posted at this URL: <https://echa.europa.eu/guidance-documents/guidance-on-reach>


Compatible Parts

 <p>TE Part # CAT-G7534-P729A Glow Wire GRACE INERTIA Plug</p>	 <p>TE Part # CAT-G7534-T669 GRACE INERTIA TPA</p>	 <p>TE Part # 1871567-1 GIC 3.3 PLUG HOUSING 6POS 1ROW</p>
---	--	---

Also in the Series | GRACE INERTIA 3.3



PCB Latches, Locks & Retainers(7)



Power Contacts(3)



Rectangular Connector Locking(8)



Rectangular Power Connectors(69)

Documents

Product Drawings

GIC 3.3 PLUG HOUSING 8P

English

CAD Files

Customer View Model

ENG_CVM_CVM_2-1827387-3_E.2d_dxf.zip

English

3D PDF

3D

Customer View Model

ENG_CVM_CVM_2-1827387-3_E.3d_igs.zip

English

Customer View Model

ENG_CVM_CVM_2-1827387-3_E.3d_stp.zip

English

By downloading the CAD file I accept and agree to the [Terms and Conditions](#) of use.

Product Specifications

Application Specification

Japanese

GRACE INERTIA CONNECTOR 3.3 CONTACT

Japanese

Product Environmental Compliance

TE Material Declaration

English